

BROOKLINE POLICE DEPARTMENT

The image shows a faded, yellow-tinted version of the Brookline Police Department badge in the background. The badge is shield-shaped with a yellow border and contains the text 'BROOKLINE' at the top, 'POLICE' in the middle, and 'MASS.' at the bottom. In the center of the badge is a circular emblem featuring a figure holding a scale and a sword, with a star above it.

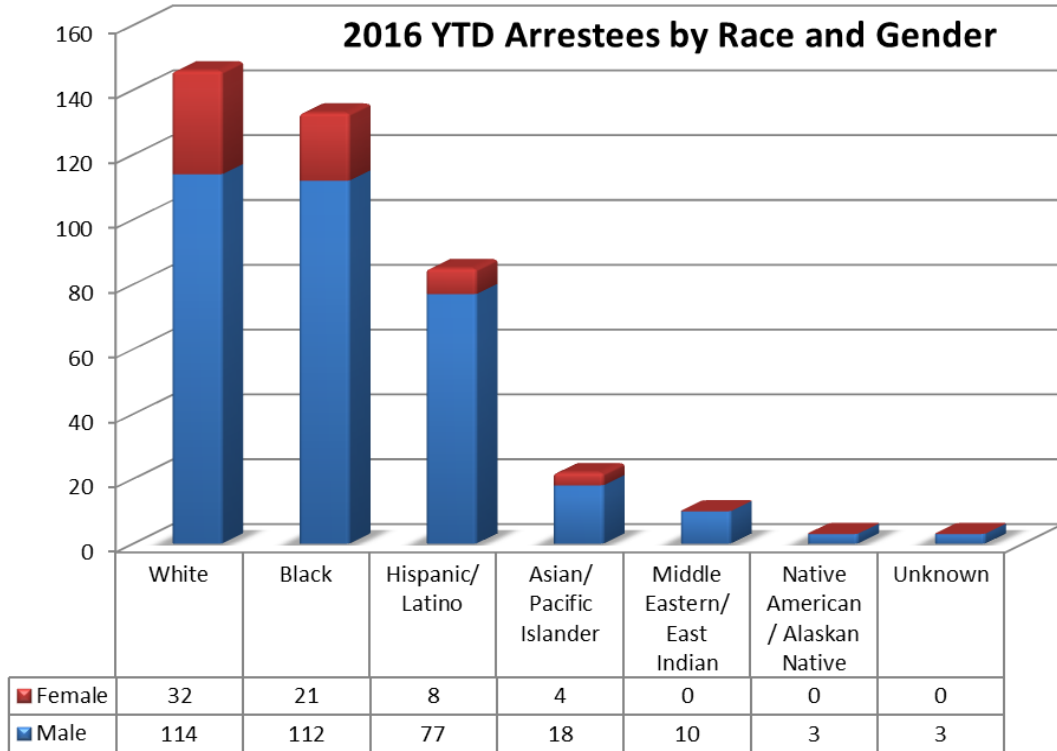
RACIAL/GENDER BREAKDOWN OF POLICE/COMMUNITY INTERACTIONS

**2016 YEAR TO DATE
(1/1-11/30) REPORT**

**DANIEL C. O'LEARY
CHIEF OF POLICE**

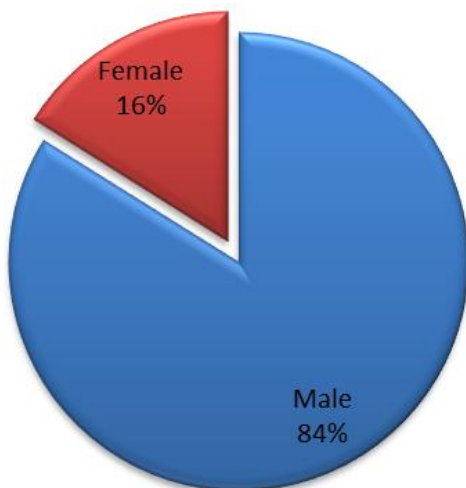
2016 YTD RACIAL/GENDER BREAKDOWN OF POLICE/COMMUNITY INTERACTIONS

ARRESTS:



So far in 2016 (1/1 to 11/30), there have been 402 arrests, **down 31.1%** from the 584 made during the same period in 2015. So far in 2016, 36% of the people arrested were white, 33% were black, 21% were Hispanic, 5% were Asian/Pacific Islander, 2.5% were Middle Eastern/East Indian and 1.4% was Native American/Alaskan Native or an unknown race. 84% of the arrestees were male and 16% were female. 12 of the arrestees were juveniles.

2016 YTD Arrests By Gender



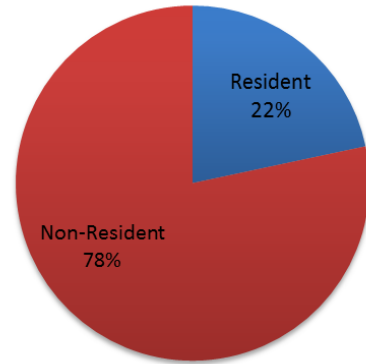
2016 Year to Date Arrests: 402			
Race		Gender	
White	146	Male	337
Black	133	Female	65
Hispanic	85		
Asian/Pacific Islander	22		
Middle Eastern / East Indian	10		
Native American/ Alaskan Native	3		
Unknown	3		
Total:	402	Total:	402

2016 YTD RACIAL/GENDER BREAKDOWN OF POLICE/COMMUNITY INTERACTIONS

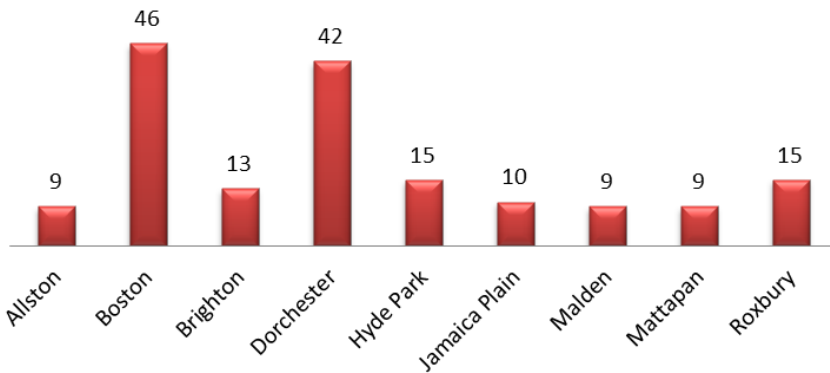
Of all those arrested in so far of 2016, 94 (22%) of them were residents of Brookline. A total of 340 (78%) of arrestees lived outside of Brookline.

The largest number of arrestees outside of Brookline were from Boston with 46 (13.5%) followed by Dorchester with 42 (12.3%). The chart below is a breakdown for non-resident arrestee locations which have at least had 9 or more arrests so far in 2016.

2016 YTD Year Arrestee Residency Breakdown



Non-Residence Breakdown (9+)



So far in 2016, the BPD also placed 8 people into protective custody (for being under the influence of alcohol). 87.2% of these PCs were white, none were black, 12.5% were Asian/Pacific Islander, none were Hispanic/Latino and none were Middle Eastern/East Indian and or Native American/ Alaskan Native. 100% of the PCs were male.

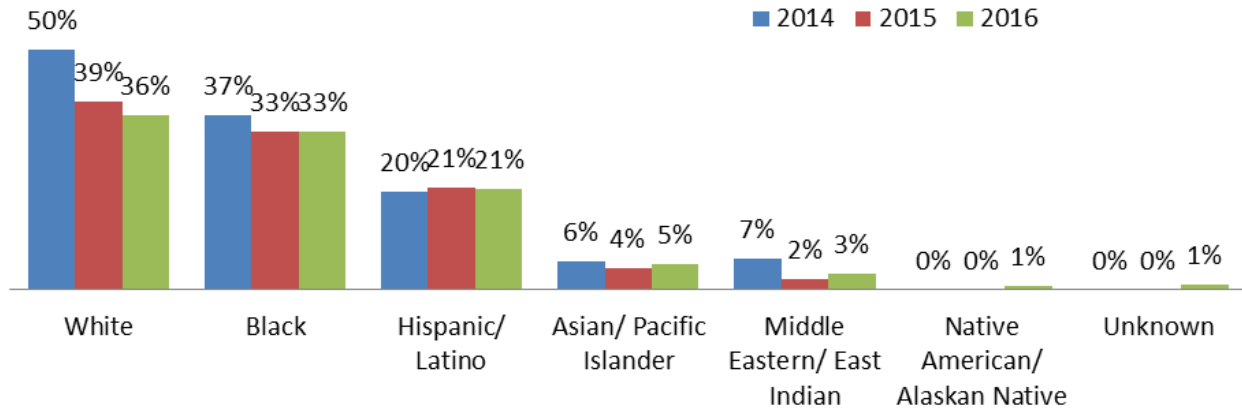
Additionally, there have been 2 sex offenders registered in our system so far this year. Both of them have been white males.

By comparison, in the same time period in 2015, there were 584 arrests, down 18.6% from the 693 made during the same period in 2014. 50% of the people arrested were white, 37% were black, 20% were Hispanic, 6% were Asian/Pacific Islander, 6% were Middle Eastern/East Indian and none were Native American/Alaskan Native. 82% of the arrestees were male and 18% were female. 19 of the arrestees were juveniles.

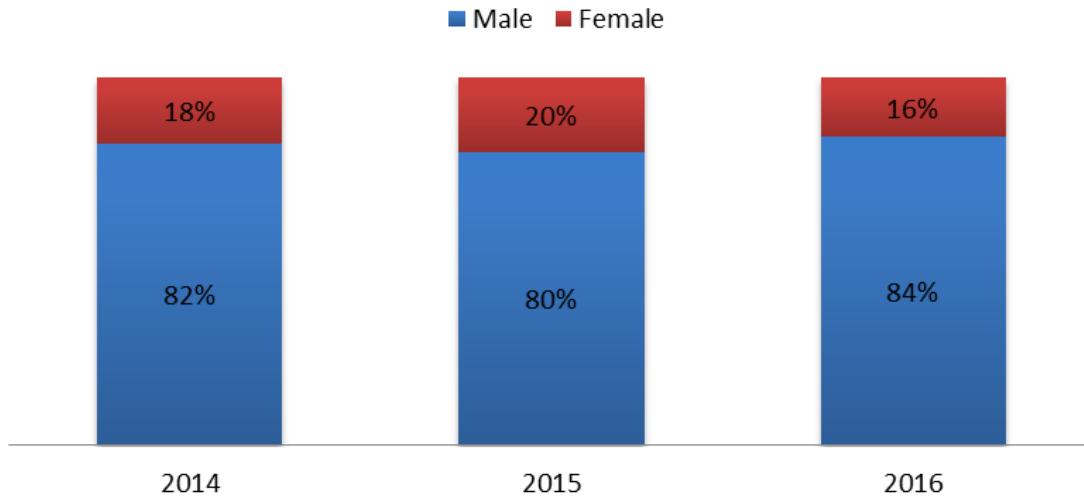
The following two graphs compare the percent breakdown by race and gender of persons arrested over a three year period.

2016 YTD RACIAL/GENDER BREAKDOWN OF POLICE/COMMUNITY INTERACTIONS

Arrests By Race - 3 YTD Comparison



Arrests By Gender - 3 YTD Comparison



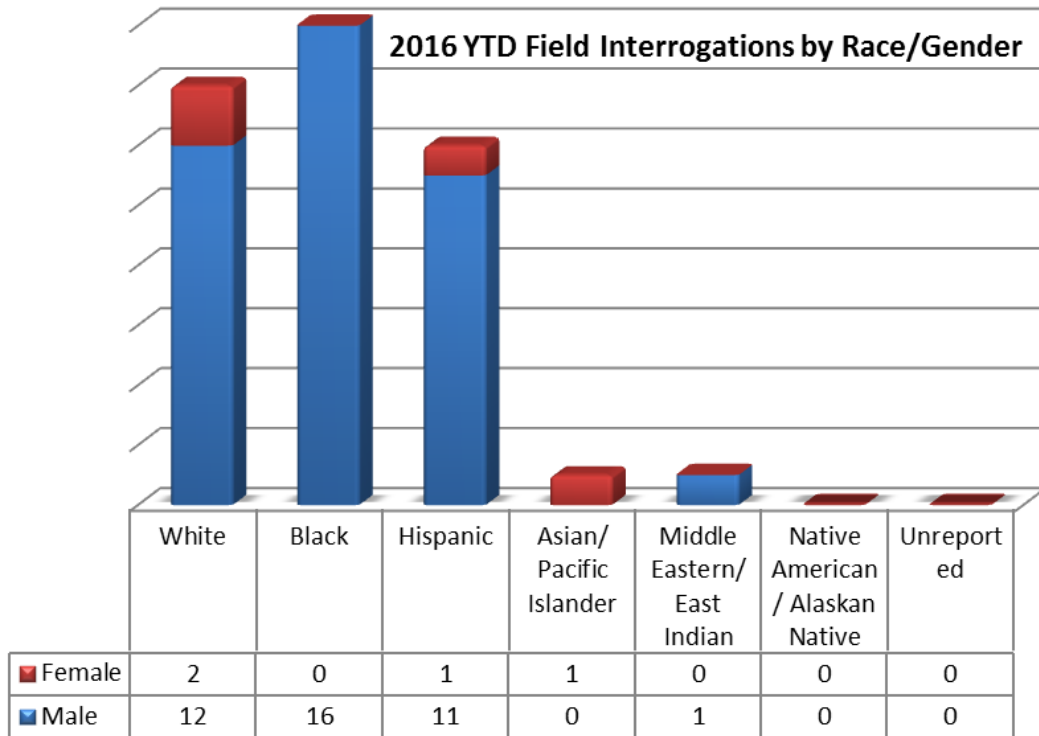
FIELD INTERROGATIONS:

Commencing with the beginning of 2015, the Department began to breakdown what we had previously classified as Field Interviews into two subsets: Field Contacts & Field Interrogations. Field Contacts cover those individuals who the police encounter during the normal course of conducting routine police services that we need to identify. Field Interrogations are individuals stopped by the police whom the police or citizens believe to be acting suspiciously and rise to the level of suspicion that they have, are or are about to commit a criminal offense.

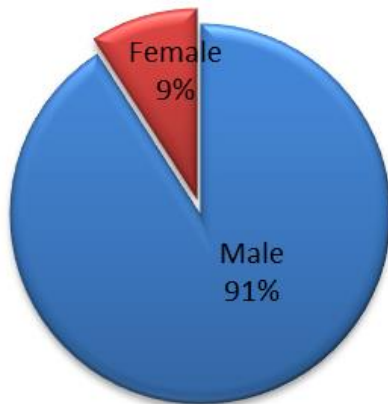
From the time period stated above in 2016, there have been a total of 44 field interrogations conducted. Of these people who were stopped and questioned for suspicious activity, 32% were white, 36% were black, 27% were Hispanic, 3% were Asian/Pacific Islander, 1% were Middle Eastern/East Indian and 0% were Native American/Alaskan Native. 91% of the people

2016 YTD RACIAL/GENDER BREAKDOWN OF POLICE/COMMUNITY INTERACTIONS

FId were male, 9% were female. The following two graphs compare the percent breakdown by race and gender of persons field interviewed so far in 2016.



2016 YTD Field Interrogations by Gender

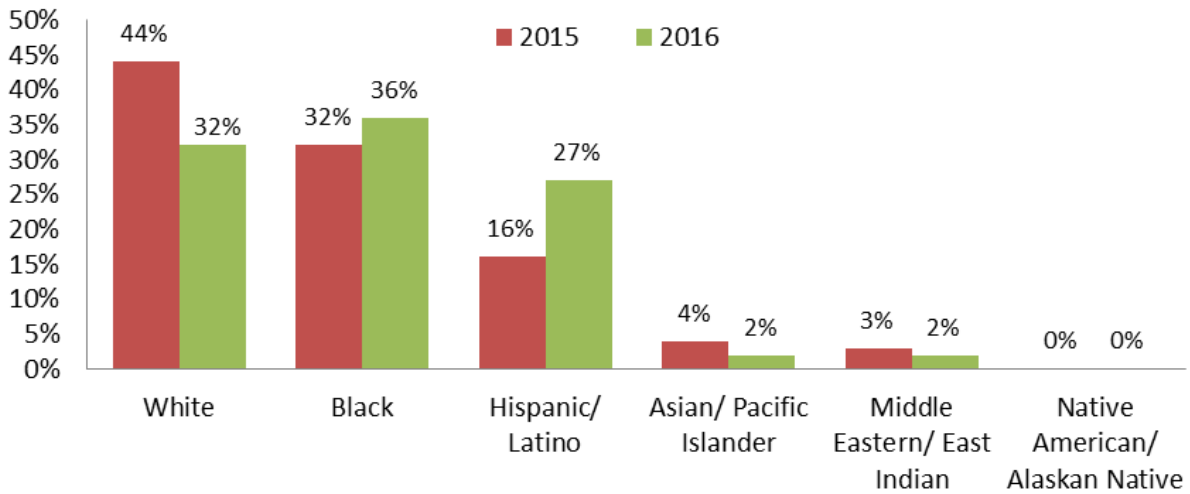


YTD 2016 FIs: 44			
Race		Gender	
White	14	Male	40
Black	16	Female	4
Hispanic	12		
Asian/Pacific Islander	1		
Middle Eastern /East Indian	1		
Native American/ Alaskan Native	0		
Unreported	0		
Total:	44	Total:	44

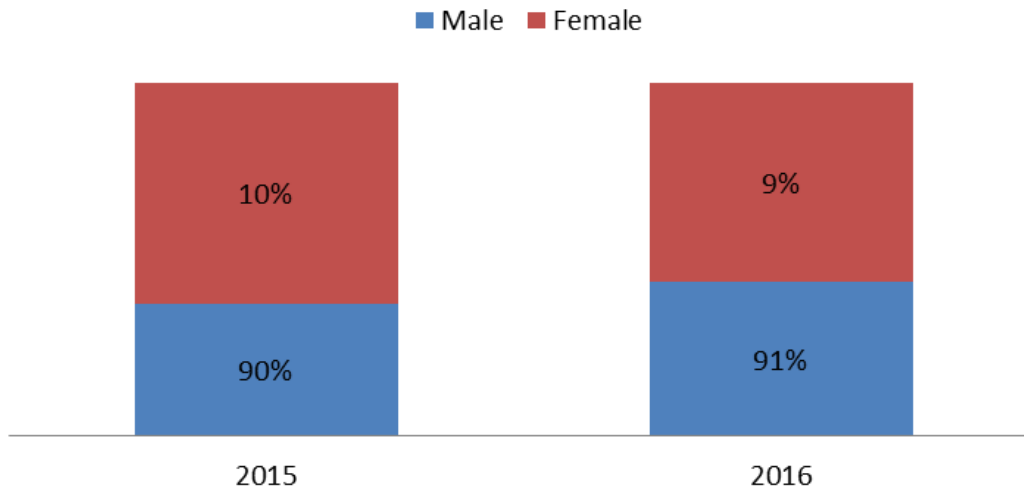
The following two graphs compare the percent breakdown by race and gender of persons FId for the past 2 years when the definition of FIs changed.

2016 YTD RACIAL/GENDER BREAKDOWN OF POLICE/COMMUNITY INTERACTIONS

Field Interviews by Race - 2 YTD Comparison



FI by Gender - 2 Year to Date Comparison



MOVING VIOLATIONS:

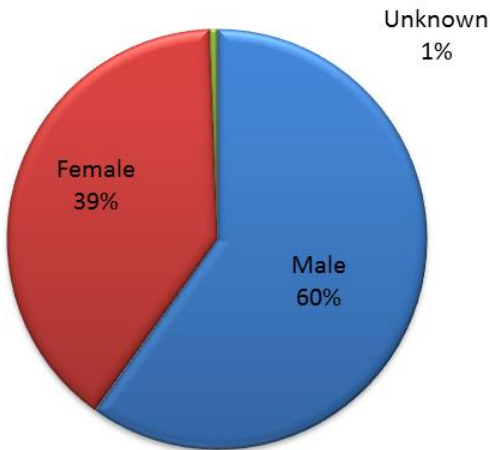
It should be noted that the following statistics are only from January 1st to October 31st. This is because at this current time, statistics for Moving Violations for November have not been released or compiled yet.

In the time period stated above in 2016, there were 13,968 moving violations issued, down 22.2% from the 17,971 issued in the same period in 2015. Of the motorists issued citations so far in 2016, 60.76% were white, 18.26% were black, 7.36% were Asian/Pacific Islander, 8.28% were Hispanic, 4.24% were Middle Eastern/East Indian and none were Native American/Alaskan Native. 1% were not classified by a race category. Of these citations, 61%

2016 YTD RACIAL/GENDER BREAKDOWN OF POLICE/COMMUNITY INTERACTIONS

were issued to male motorists and 38% were issued to female motorists. So far in 2016, there were no non-inventory motor vehicle searches conducted

2016 YTD Moving Violations by Gender



2016 Moving Violations: 13,968			
Race		Sex	
White	8,487	Male	8,366
Black	2,551	Female	5,519
Asian/Pacific Islander	1,028	Unknown	83
Hispanic	1,157		
Middle Eastern/ East Indian	592		
Native American/ Alaskan Native	0		
Unreported	153		
Total:	13,968	Total:	13,968



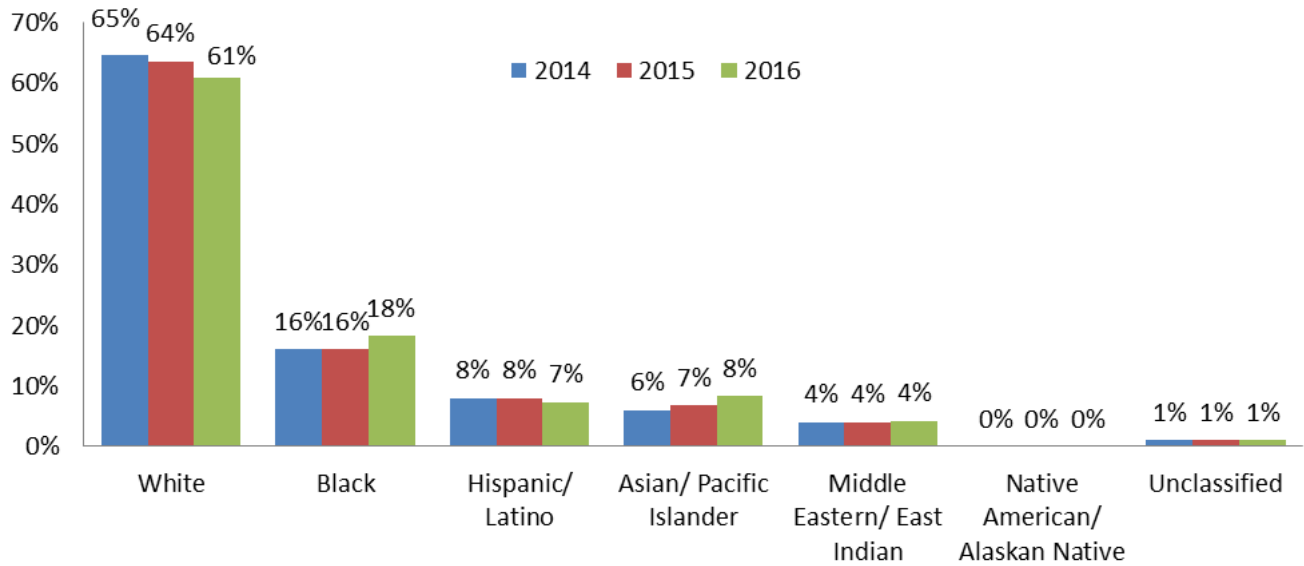
By comparison, in the same period in 2015, there were 17,971 moving violations issued. Of the motorists issued citations, 63.6% were white, 16% were black, 8% were Asian/Pacific Islander, 6.8% were Hispanic, 4% were Middle Eastern/East Indian and none were Native American/Alaskan Native and 1% was not classified by a race category. Of these citations, 61%

2016 YTD RACIAL/GENDER BREAKDOWN OF POLICE/COMMUNITY INTERACTIONS

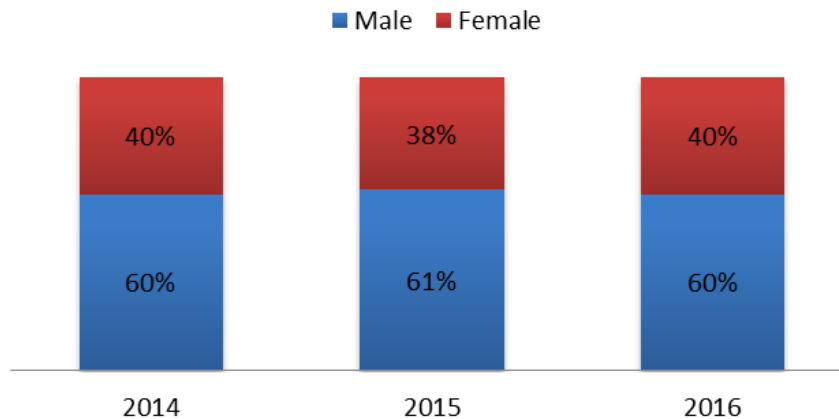
were issued to male motorists and 39% were issued to female motorists. During the year, there was 1 non-inventory motor vehicle searches conducted.

The following two graphs compare the percent breakdown by race and gender of persons issued a moving violation over a three year period.

Moving Violations By Race - 3 Year to Date Comparison



Moving Violations By Gender - 3 Year to Date Comparison



CITIZEN COMPLAINTS:

During the 11 months of 2016, 7 citizen complaints were filed with the BPD's Office of Professional Responsibility for alleged misconduct that resulted in 10 violations investigated

2016 YTD RACIAL/GENDER BREAKDOWN OF POLICE/COMMUNITY INTERACTIONS

against a total of seven members of the Department (six sworn officers and one civilian parking control supervisor) and one complaint was lodged at the Brookline Police Department.

Of the 7 complaints in the first 11 months of 2016, five were against Brookline Police Officers, one was against an civilian parking control supervisor and one was against the Brookline Police Department. The complaints were for discourtesy/rudeness (4), improper procedure (4) and neglect of duty (2). Two of the seven internal affairs complaints were sustained, five were unfounded, one was mediated and two were withdrawn.

Of the 7 complaints there are 8 complainants, three were white females, two were white males, two were Middle Eastern females and one was a Middle Eastern male. Three complaints were against white male patrol officers, one against an Asian male patrol officer and one against a white female civilian parking control officer.

The relationship between complainant/officer, nature of the complaint and the finding is below:

	Employee	Complainant	Complaint	Finding
1	White Female Civilian Traffic Control Supervisor	White Female	Improper Procedure	Sustained
2	White Male Officer	Middle Eastern/East Indian Male	Improper Procedure	Unfounded
3	Asian Male Officer	White Female	Rudeness & Discourtesy	Mediated
4	White Male Officer	White Male	Improper Procedure	Sustained
5	White Male Officer	White Female	Discourtesy/Rudeness	Withdrawn
6	White Male Officer Asian Male Officer	Middle Eastern/East Indian Female Middle Eastern/East Indian Female White Male	Neglect of Duty (2) Discourtesy/Rudeness (2)	Unfounded (4)
8	BPD	White Male	Improper Procedure	Withdrawn

As in years past, the Department continues to utilize the Early Intervention Program (EIP), when appropriate, with employees who receive citizen complaints. The EIP provides for increased supervision and training.