

# **BROOKLINE POLICE DEPARTMENT COMPSTAT**

**PERIOD OF 4/30/2018 – 5/06/2018**

**SUPERINTENDENT MARK P. MORGAN  
ACTING CHIEF OF POLICE  
BROOKLINE POLICE DEPARTMENT**

**PREPARED BY:  
CRIME ANALYSIS UNIT x2734**



# WEEK TO DATE CHART OF PART A CRIMES

Reporting Period	4/30/2018-5/06/2018			4/09/2018 - 5/06/2018			1/01/2018-5/06/2018			YTD
	Week to Date			28 Day			Year to Date			Attempts
Year	2017	2018	%Δ	2017	2018	%Δ	2017	2018	%Δ	
Murder	0	0	0%	0	0	0%	0	0	0%	0
Rape	0	0	0%	1	0	-100%	3	1	-67%	0
Robbery	0	1	100%	1	1	0%	4	3	-25%	1
Assault	5	3	-40%	14	9	-36%	52	40	-23%	0
<b>Total Violent</b>	<b>5</b>	<b>4</b>	<b>-20%</b>	<b>16</b>	<b>10</b>	<b>-38%</b>	<b>59</b>	<b>44</b>	<b>-25%</b>	<b>0</b>
Burglary	1	0	-100%	5	1	-80%	21	15	-29%	7
Larceny	6	12	100%	39	50	28%	168	181	8%	13
MV Theft	0	0	0%	2	0	-100%	4	6	50%	1
<b>Total Property</b>	<b>7</b>	<b>12</b>	<b>71%</b>	<b>46</b>	<b>51</b>	<b>11%</b>	<b>193</b>	<b>202</b>	<b>5%</b>	<b>0</b>
<b>Total</b>	<b>12</b>	<b>16</b>	<b>33%</b>	<b>62</b>	<b>61</b>	<b>-2%</b>	<b>252</b>	<b>246</b>	<b>-2%</b>	<b>22</b>



# WEEKLY OVERVIEW

This past week, there were 23 Part A Crimes reported, with 7 occurring outside the reporting period and 4 Attempts:

**Robbery: 1**

- Heath St

**Assault: 3**

- Washington St
- Powell St
- Orchard Rd

**Burglary: 1 Attempt**

- Winslow Rd

**Larceny: 19 (with 7 occurring outside the reporting period and 3 Attempts)**

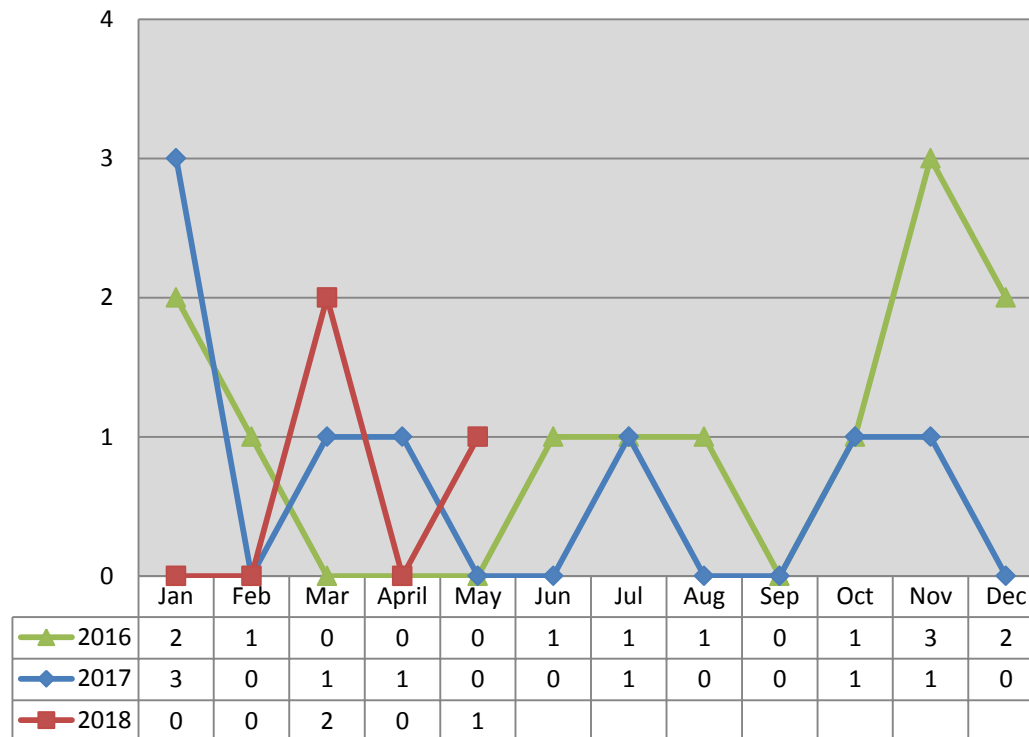
- Bike —2 (with 1 occurring outside the reporting period)
- Shoplifting —1
- Package/Mail —7 (5 occurring outside the reporting period and 1 Attempt)
- Wallet/Phone/Money/Other —7(with 1 occurring outside the reporting period)
- Car Break—2(with 2 Attempts)



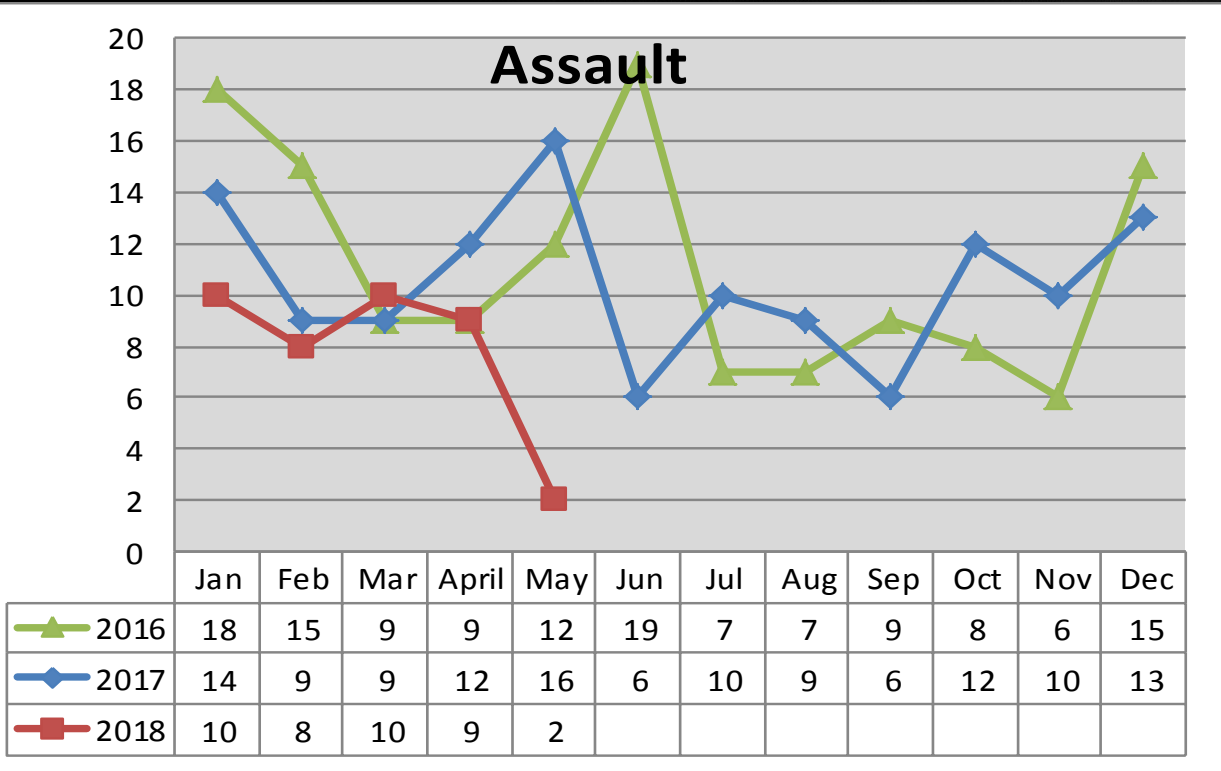


# ROBBERY TREND

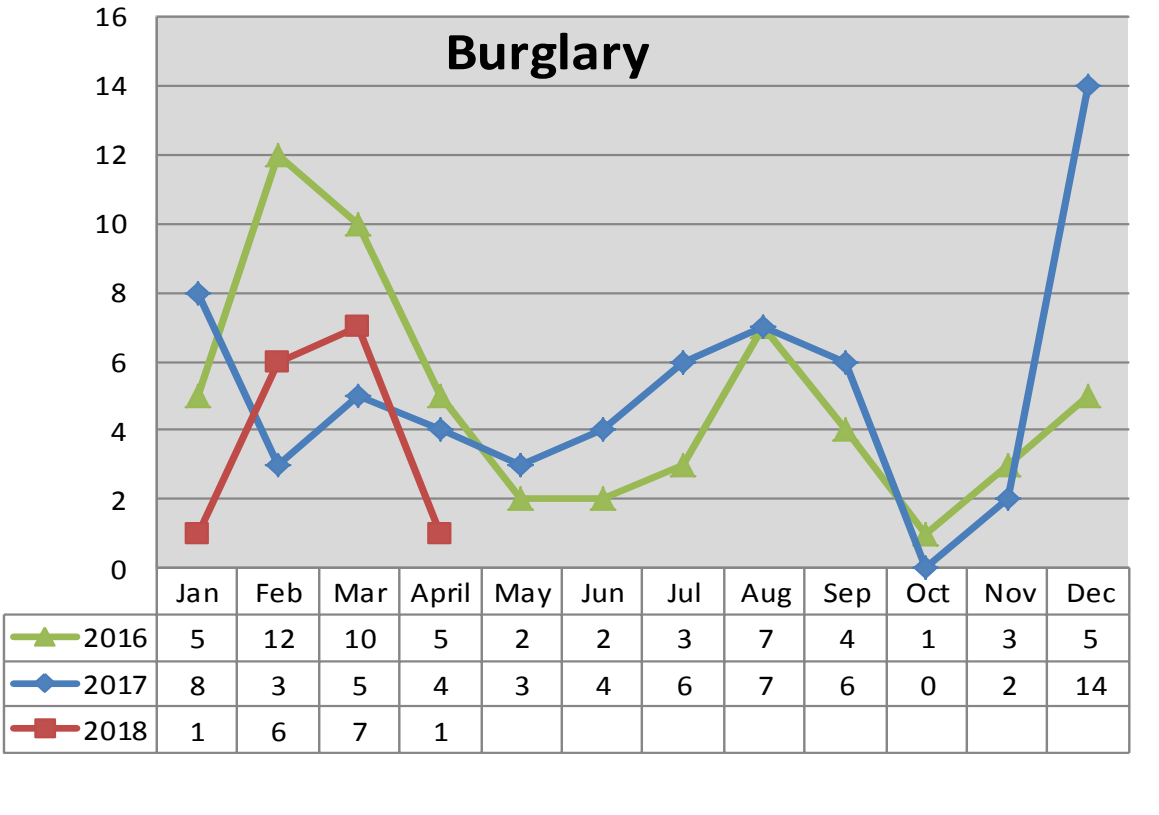
## Robberies



# ASSAULT TREND



# BURGLARY TREND



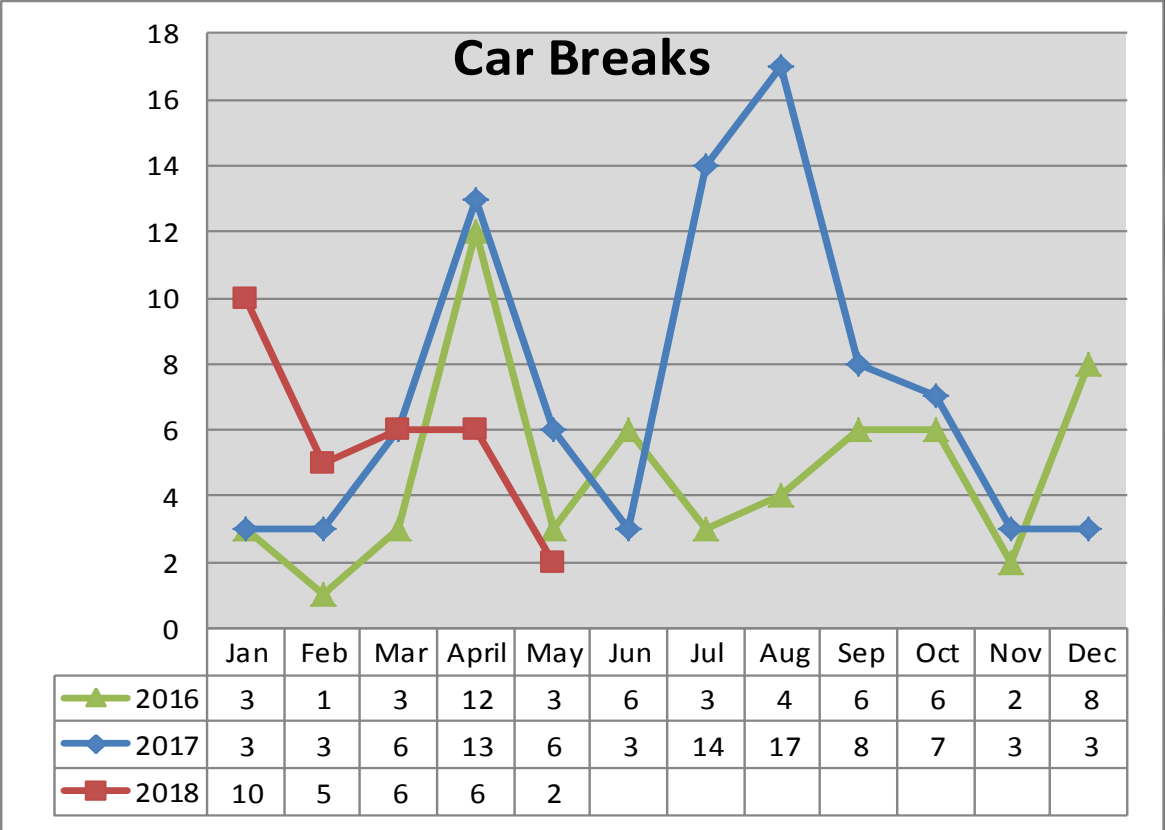
# CAR BREAK

There were 2 Car Breaks reported last week and 2 Attempts.

Case #	Date	Time	Address	Sec	POE	Force	Prop.
2018-1963	5/3-5/4	1730-0745	Euston St	1	Door	Unsecured	Approx. \$5 of quarters
2018-1992 (Attempt)	5/6	0100-0900	Winslow Rd	1	Door	Unsecured	None
2018-1993 (Attempt)	5/6	0000-1003	Winslow Rd	1	Door	Unknown	None
2018-1994	5/6	0000-1003	Babcock St	1	Door	Unknown	Wrench, change, prescription sunglasses



# CAR BREAK





# BIKE THEFT

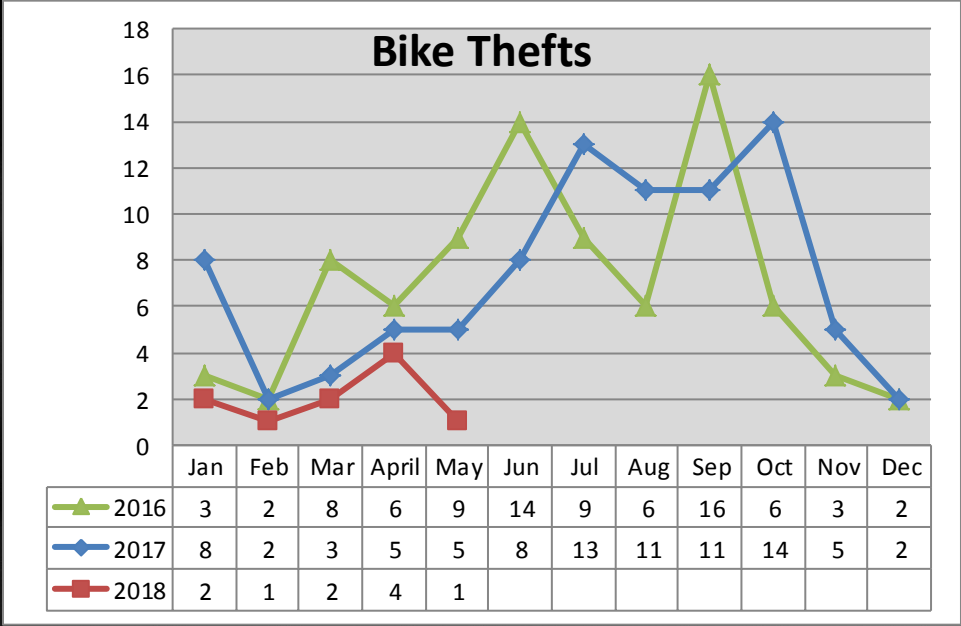
There were 2 Bike Thefts reported last week:

Case #	Date	Time	Address	Sec	Location	Force	Description
2018-1905	4/22	0822-0842	Pond Av	4	Bike Rack	Secured	Black Multi-Speed Mountain Bike
2018-1943	5/2	0815-1420	Greenough St	5	Bike Rack	Unsecured	Large Men's Black Trek Bike



# BIKE THEFT TREND

Bike Thefts by Month							
Month	2012	2013	2014	2015	2016	2017	2018
Jan	3	4	1	2	3	8	2
Feb	2	1	0	0	2	2	1
Mar	5	3	0	3	8	3	2
Apr	9	3	5	15	6	5	4
May	4	19	12	12	9	5	1
Jun	9	19	11	10	14	8	
Jul	10	10	14	12	9	12	
Aug	19	17	17	11	6	11	
Sep	17	18	12	10	16	11	
Oct	6	13	11	7	6	14	
Nov	0	6	4	2	3	5	
Dec	5	0	0	0	2	2	
<b>Total</b>	<b>89</b>	<b>113</b>	<b>87</b>	<b>84</b>	<b>80</b>	<b>82</b>	<b>10</b>



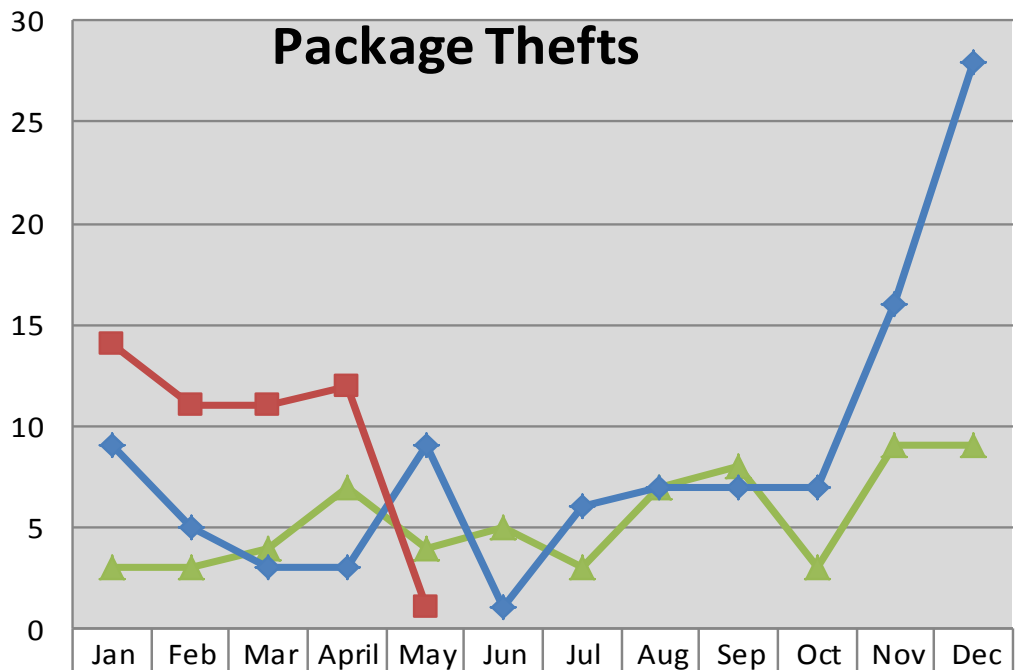
# PACKAGE THEFT

There were **7 Package Thefts** reported last week with 5 occurring out the reporting period and 1 Attempt.

Case #	Date	Time	Address	Sec	Package Location	Contents
2018-1880	4/27-4/29	1824-0800	Harvard St	1	Front Door	J Crew White Sneakers
2018-1889	4/27-4/29	1800-1800	Harvard St	1	Vestibule	Makeup Beauty Blender, Eye Cream, Blush
2018-1891	4/30	1449-1644	Colchester St	2	Front Porch	2 Insignia Voice Smart Bluetooth Speaker/Alarm Clocks
2018-1893	3/21-4/30	0800-1953	Monmouth St	2	Front Porch	Clothing
2018-1897	4/27-4/30	1737-2225	Marion St	4	Front Door	Clothing
2018-1898 Attempt	4/27-4/30	1433-2245	Marion St	4	Unknown	Bedsheets *Recovered inside packaging addressed to another resident; other contents were stolen*
2018-1908	4/29-5/1	0800-1357	Francis St	2	Front Porch	Deer and Rabbit Repellent
2018-1912	5/1	1220-1630	Hawes St	2	Front Steps	Canucks Hockey Puck *Later recovered from an individual known to BPD*



# PACKAGE THEFT

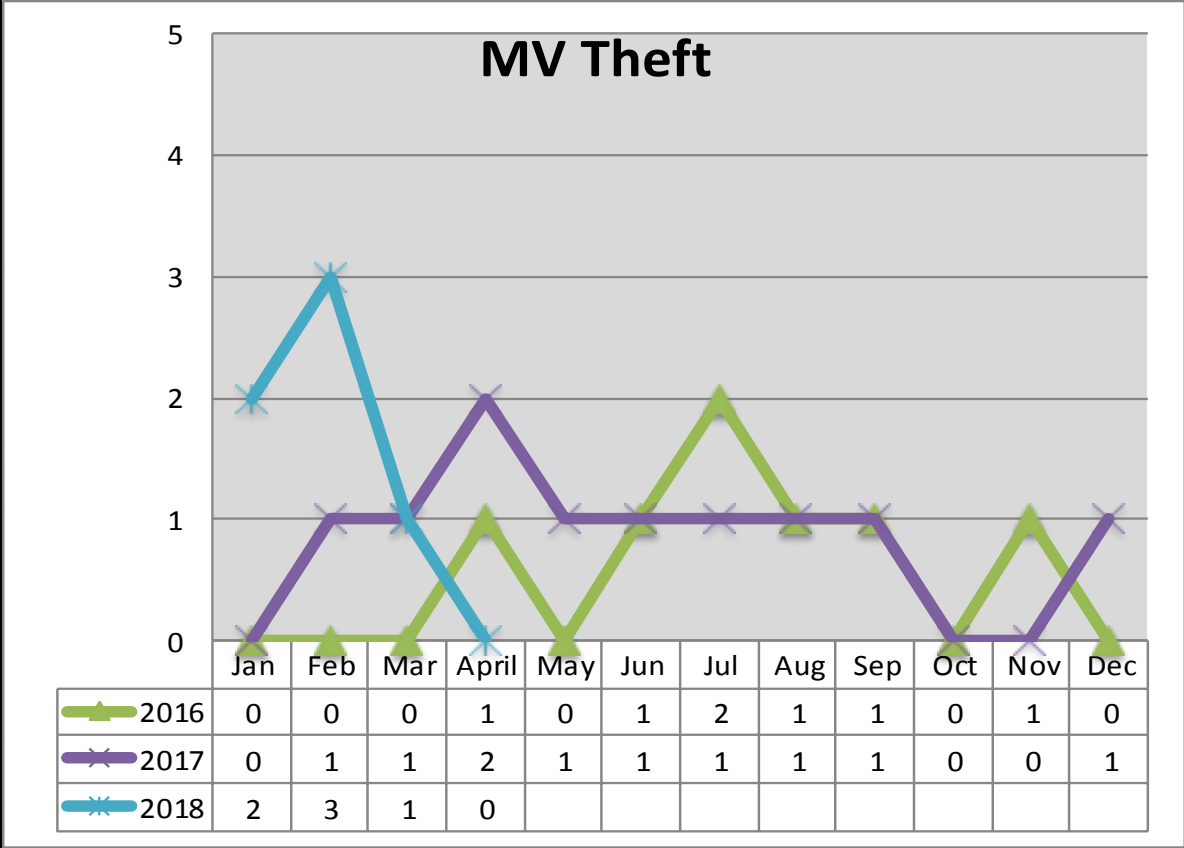


2016	3	3	4	7	4	5	3	7	8	3	9	9
2017	9	5	3	3	9	1	6	7	7	7	16	28
2018	14	11	11	12	1							





# MV THEFT



**LOUD  
PARTIES/NOISE  
COMPLAINTS**

Week: 4/30/18 through 5/06/2018

Total Complaints - 19

- 15 reports of Noise Complaints
- 4 reports of Loud Parties
- 0 Citations Issued



Date	Day	Time	Location	# of Vehicles	INJ	Report	Reason	Citation
4/30/2018	Monday	8:59	Lagrange St/Newton St	2	N	N	Unknown	N
4/30/2018	Monday	9:01	Horace James Cr	U	Y	Y	Unknown	U
4/30/2018	Monday	11:33	Harvard St	1	N	Y	Unknown	N
4/30/2018	Monday	14:46	Lancaster Tr	2	N	N	Unknown	N
4/30/2018	Monday	15:16	Freeman St	2	U	N	Unknown	N
4/30/2018	Monday	17:08	Heath St/Hammond Pond Pk	2	U	N	Unknown	N
4/30/2018	Monday	18:53	Beacon St/Strathmore Rd	2	Y	Y	Unknown	N
4/30/2018	Monday	22:07	Newton St/W Rox Pk	2	N	N	Unknown	N
5/1/2018	Tuesday	07:57	High St/Boylston St	2	N	N	Unknown	N
5/1/2018	Tuesday	10:11	Hammond Pond Pk/Heath St	U	U	U	Unknown	U
5/1/2018	Tuesday	16:19	Colchester St	2	N	N	Unknown	N
5/1/2018	Tuesday	18:06	Harvard St	2	N	N	Unknown	N
5/1/2018	Tuesday	19:40	Dummer St/St Paul St	1	U	N	Unknown	N
5/2/2018	Wednesday	07:48	Brookline Av/River Rd	2	Y	Y	Unknown	N
5/2/2018	Wednesday	08:48	High St/Boylston St	2	N	Y	Red Light Violation	Y
5/2/2018	Wednesday	10:11	Boylston St/Cypress St	2	N	N	Unknown	N
5/2/2018	Wednesday	15:54	Sumner Rd/Boylston St	2	N	N	Unknown	N
5/2/2018	Wednesday	16:09	Chestnut St	2	N	N	Unknown	N
5/2/2018	Wednesday	17:22	Horace James Cr	2	N	N	Unknown	N
5/3/2018	Thursday	06:24	Webster Pl	2	N	N	Unknown	N
5/3/2018	Thursday	11:35	Boylston St	5	N	N	Unknown	N
5/3/2018	Thursday	13:39	Boylston St/Cypress St	2	N	Y	Following Too Closely	Y
5/3/2018	Thursday	16:22	Walnut St	1	N	N	Unknown	N
5/4/2018	Friday	08:24	Harvard St	2	N	N	Unknown	N
5/4/2018	Friday	9:56	Beacon St	2	N	Y	Unknown	N
5/4/2018	Friday	19:26	South St	U	U	U	Unknown	U
5/5/2018	Saturday	16:19	Chapel St	1	N	Y	Unknown	N
5/6/2018	Sunday	23:06	Washington St/Brookline Av	2	N	N	Failure to Stop for a Red Light	Y



# Traffic Crashes YTD 2018

Year-to-date, there have been 453 crashes (reported through dispatch)

## Top Crash Prone Locations

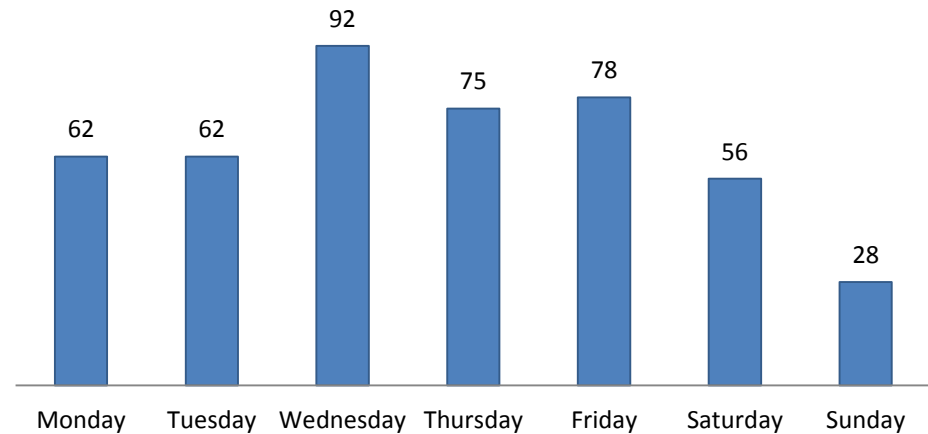
(specific intersections/addresses w/ multiple crashes):

- 1 Horace James Cr—13
- Boylston St/Hammond St— 5
- 350 Washington — 4
- Hammond St/Woodland Rd — 3

The day of the week with the greatest volume of crashes is Wednesday followed by Friday.

The time of day with the greatest number of crashes is between 0800-0859hrs, 0900-0959hrs, and 1300-1359hrs.

### Crashes by Day of Week



### Crashes by Hour of Day

